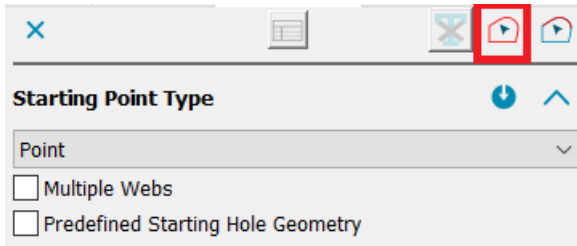
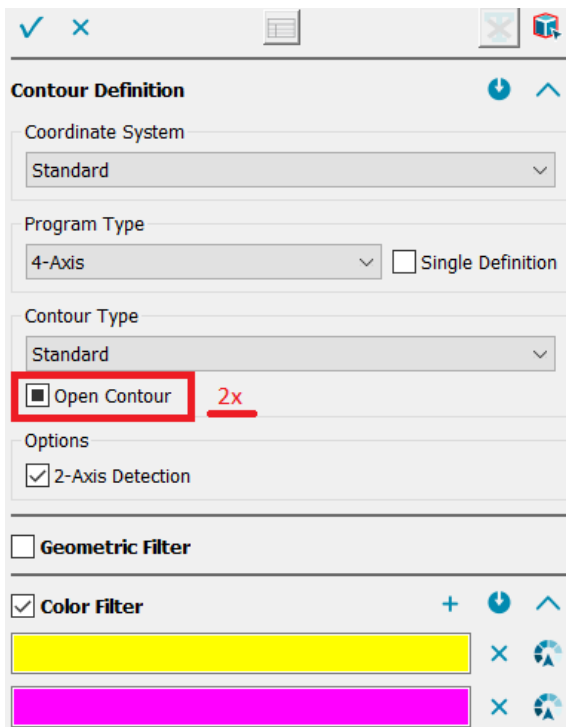


### Starting point - Defined point



Starting point - defined point: The contour selection button has now been activated. This can be used to select several existing defined starting points in order to change parameters (e.g. the diameter or wire position ...)

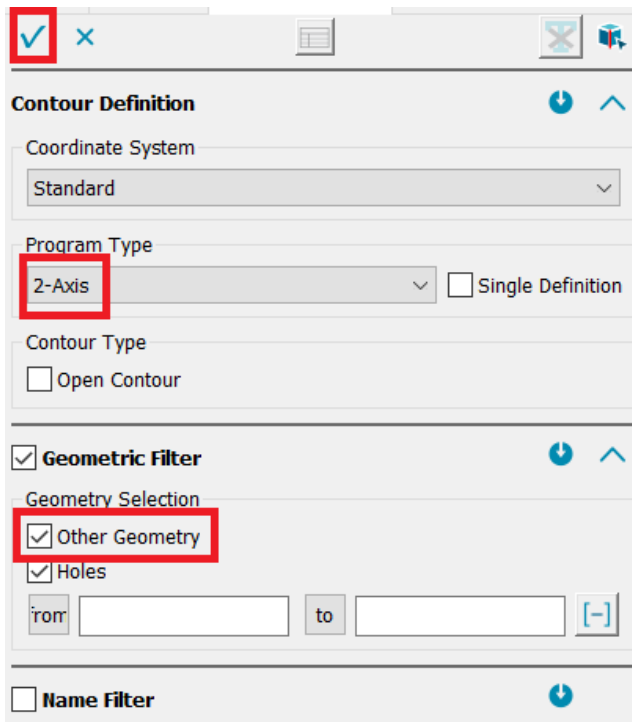
### 4-axis contour definition has been extended for color and name filters



Option, Open contour:

- 1 check box = defines only open contours
- 2 click checkbox a second time (new) = define closed and open contours simultaneously
- 3 3rd option: click checkbox a third time = the field is deactivated again

### Multiple contour definition



Without geometry selection, directly by pressing the OK button.

For completeness, the geometry selection 'Other geometry shapes' has been added to the 2-axis contour definition dialog. Without explicit geometry selection, it is now possible to define only holes, without holes or everything.